

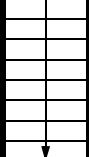
# Level 1

Hardstand

Warehouse  
13.3m x 12.4m

Showroom  
7.0m x 4.5m

Boardroom  
6.7m x 4.0m



Moveable Wall

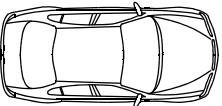
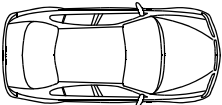
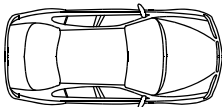
Kitchen  
4.0m x 2.9m

Store

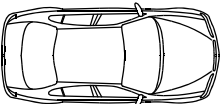
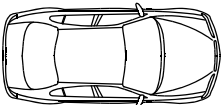
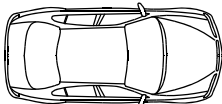
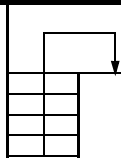
Office  
4.2m x 2.9m

4.3m x 3.3m

Undercover Carpark

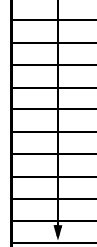


Foyer



# Level 2

Office  
11.1m x 7.9m



Reception  
9.0m x 4.8m

Office  
3.9m x 3.4m

Tea room  
5.0m x 3.2m

Office  
3.1m x 3.0m

